

# 600-5000

Bushels/Hour



SIOUX AUTOMATION CENTER

## Features

- \* Chill cast rolls for wear durability
- \* 16" diameter rolls for more efficient grain processing per revolution
- \* 4 to 10 cuts per inch available
- \* Magnetic intake grate
- \* Trailer and stationary/PTO and electric models available




MODEL	RMC 24	RMC 30	RMC 36	RMC 48
Specifications & Configurations				
Roll Width x Diameter	24" x 16"	30" x 16"	36" x 16"	48" x 16"
Shaft Diameter	1 15/16"	2 7/16"	2 15/16"	2 15/16"
Min. (PTO) HP	60	80	95	110
Standard PTO*	540	540	540/1000	540/1000
Auger Discharge	7" or 10"	8" or 10"	10" or 12"	12" or 14"
HYD. Feed Auger	6" or 8"	8" or 10"	10" or 12"	12"
Maximum Rated Dry Grain Capacity				
Barley bu/hr	600	800	900	1200
Corn bu/hr	2500	3125	3750	5000
Oats bu/hr	500	600	750	1000
Wheat bu/hr	1000	1200	1500	2000


# Roto-Mill Roller Mills




**16" Chill cast rolls**  
provide exceptional  
wear durability and process  
more material per revolution




**Roll spacing is easily  
changed and monitored**



**V Belt drive for  
rolls and  
discharge augers**



**Grain flow control  
with magnetic grates**  
are standard  
equipment and  
feature easy exterior  
adjustment



**40% Differential  
Drive also  
available**

**Auxiliary Mills have a thru  
PTO shaft to drive additional  
equipment such as a bagger.**



**Open intake  
auger provides  
options for  
hopper or pit  
style unloading**

**Folding truck hopper to unload under trailers.  
12 VDC power moves the hopper to and from  
the unloading position.**



**Radio remote for truck hopper allows the operator  
to monitor and adjust position without having to  
stand next to the mill**

